



**LA
FABBRICA
AVA**
EXTRAORDINARY TILES



**STATUARIO
SPLENDEnte**



STATUARIO SPLENDENTE

MARMO E PIETRA



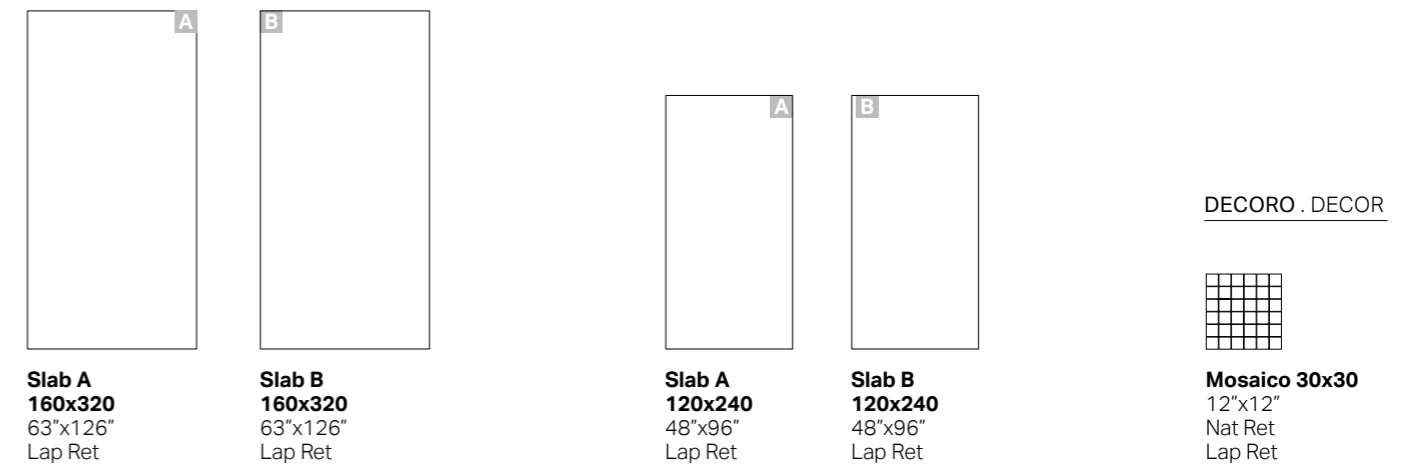
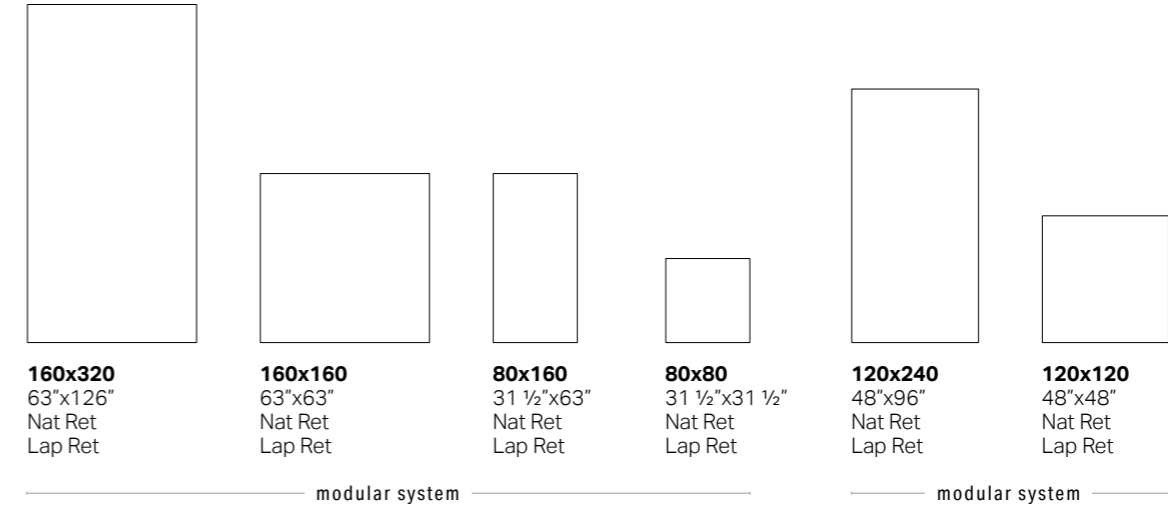
ANSI A - 326.3: 2021
WET DYNAMIC COEFFICIENT OF FRICTION | DCOF ≥ 0,42
naturale
ISO 13006 - G - Bla_E ≤ 0,5% - UNI EN 14411 - UGL

100 % DESIGN AND
PRODUCTION OF ITALY

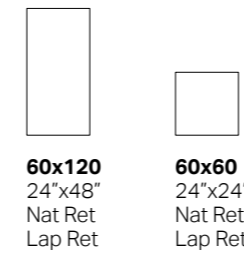
STATUARIO SPLENDEnte

MARMO E PIETRA

6 mm Lastre in gres porcellanato pressate a secco.
Dry-pressed porcelain stoneware slabs. Dalles en grès cérame pressées à sec. Trockengepresste Platten aus Feinsteinzeug.



8,8 mm Gres porcellanato.
Porcelain tiles. Grès cérame. Feinsteinzeug.



Sviluppo grafico per formato	160x320	160x320	160x160	80x160	80x80	120x240	120x240	120x120	60x120	60x60
Pattern by size	6 mm	6 mm	6 mm	6 mm	6 mm	6 mm	6 mm	6 mm	8,8 mm	8,8 mm
Développement graphique par format	7	2	14	28	56	11	2	22	20	31
Grafischer Entwurf für Format		SlabA/B					SlabA/B			

SVILUPPO GRAFICO

Pattern by size. Développement graphique par format. Grafischer Entwurf für Format.


160x320 6 mm



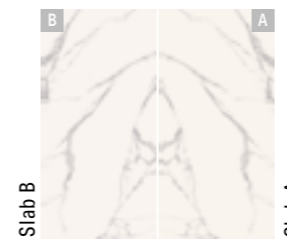
7 patterns

MACCHIA APERTA

Book match. Taches ouvertes. Offen Flecken.



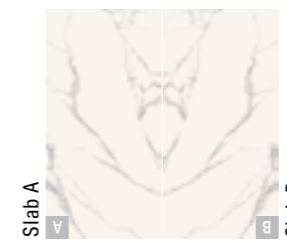
Esempio 1 / Example 1



Slab B

Slab A

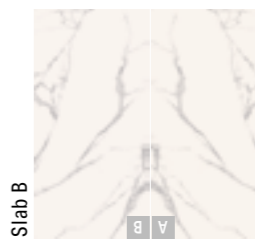
Esempio 2 / Example 2



Slab A

Slab B

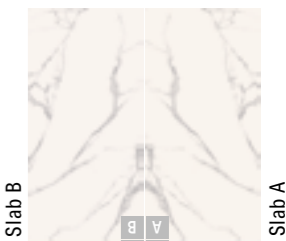
Esempio 3 / Example 3



Slab B

Slab A

Esempio 4 / Example 4



Slab B

Slab A

6 mm		160x320 63"x126"		160x160 63"x63"		80x160 31 1/2"x63"		80x80 31 1/2"x31 1/2"		120x240 48"x96"		120x120 48"x48"		Mosaico 30x30 12"x12"		
	Nat Ret	Lap Ret	Nat Ret	Lap Ret	Nat Ret	Lap Ret	Nat Ret	Lap Ret	Nat Ret	Lap Ret	Nat Ret	Lap Ret	Nat Ret	Lap Ret	Nat Ret	Lap Ret
	087008	087007	087048	087047	087088	087087	087108	087107	087028	087027	087068	087067	087198	087197		
Price code	M173	M197	M161	M187	M141	M169	M129	M143	M153	M175	M141	M169	M193	M235		

6 mm		Slab A/B 160x320 63"x126"		Slab A/B 120x240 48"x96"		
	Nat Ret	Lap Ret	Nat Ret	Lap Ret	Nat Ret	Lap Ret
	087009 A	087011 B	087029 A	087031 B		
Price code	M197		M175			

8,8 mm		60x120 24"x48"		60x60 24"x24"		
	Nat Ret	Lap Ret	Nat Ret	Lap Ret	Nat Ret	Lap Ret
	087128	087127	087148	087147		
Price code	M109	M125	M089	M113		

PEZZI SPECIALI . Trims. Pièces speciale. Formstücke

6 mm		Battiscopa Skirting 8x80		Gradino costa retta** Straight-edge stair** 33x160		Gradino costa retta SX - DX** Straight-edge step L-R corner** 33x120		Gradino costa retta SX - DX** Straight-edge step L-R corner** 33x160		Gradino costa retta SX - DX** Straight-edge step L-R corner** 33x120		
	Nat Ret	Lap Ret	Nat Ret	Lap Ret	Nat Ret	Lap Ret	Nat Ret	Lap Ret	Nat Ret	Lap Ret	Nat Ret	Lap Ret
	087208	087207	087324	087321	087354	087351	087326 SX 087325 DX	087323 SX 087322 DX	087356 SX 087355 DX	087353 SX 087352 DX		
Price code	P029	P039	P303	P323	P243	P265	P319	P339	P273	P283		

8,8 mm		Battiscopa Skirting 6,5x120		Gradino costa retta** Straight-edge stair** 33x120		Gradino costa retta SX - DX** Straight-edge step L-R corner** 33x120		
	Nat Ret	Lap Ret	Nat Ret	Lap Ret	Nat Ret	Lap Ret	Nat Ret	Lap Ret
	087218	087217	087407	087404	087409 SX 087408 DX	087406 SX 087405 DX		
Price code	P040	P043	P207	P215	P231	P243		

**A disposizione solo su richiesta. Tempi di consegna: 30gg.
Available upon request only. Delivery terms: 30 days.
Disponible seulement sur requête. Délais de livraison: 30 jours.
Verfügbar auf Anfrage. Lieferzeit: 30 Tage.

IMBALLI Packings. Emballage. Verpackung

	PCS/BOX	MQ/BOX	KG/BOX	PCS/PAL	BOX/PAL	MQ/PAL	KG/PAL	PACKING	PACKING SIZE	TARE (KG)
6 mm										
160 x 320 + SLAB A/B	-	-	-	14	-	71,68	1.178	CASSA	345x175x37h	140
	-	-	-	44	-	225,28	3.472	CAVALLETTO LEGNO	330x75x193,5h	210
160 x 160	-	-	-	24	-	61,44	962	CASSA	182,6x173,6x40,4h	71,8
	-	-	-	88	-	225,28	3.472	CAVALLETTO LEGNO	330x75x193,5h	210
80 x 160	2	2,56	74,24	-	15	38,40	1.114	PALLET SPECIALE	168x97x40,9h	45
80 x 80	3	1,92	27,90	-	40	76,80	1.141	EPAL	80x120	20
	-	-	-	20	-	57,60	934	CASSA	264x136x40h	100
120 x 240 + SLAB A/B	-	-	-	44	-	126,72	1.993	CAVALLETTO LEGNO	250x75x153,5h	158
	2	2,88	41,70	-	24	69,12	1.057	PALLET SPECIALE	143x123x64,7h	45
120 x 120	-	-	-	88	-	126,72	1.993	CAVALLETTO LEGNO	250x75x153,5h	158
MOSAICO 30x30	9	0,81	11,90	-	60	48,60	714	EPAL	80x120	20
8,8 mm										
60 x 120 Nat	2	1,44	27,9	-	32	46,08	892,8	EPAL	80 x 120	20
60 x 120 Lap	2	1,44	27,9	-	30	43,20	837	EPAL	80 x 120	20
60 x 60	3	1,08	21	-	40	43,20	840	EPAL	80 x 120	20

PEZZI SPECIALI. TRIMS.	PCS/BOX	MQ/BOX	KG/BOX	PACKING	PACKING SIZE
6 mm					
BATTISCOPA 8x80	12	0,77	11,50	PALLET	80 x 120
GRADINO COSTA RETTA 33 x 160 x 3,2h	1	-	9	PALLET SPECIALE	168 x 97 x 40,9h
GRADINO COSTA RETTA 33 x 120 x 3,2h SX/DX	1	-	10	PALLET SPECIALE	168 x 97 x 40,9h
GRADINO COSTA RETTA 33 x 120 x 3,2h	2	-	14	PALLET	80 x 120
GRADINO COSTA RETTA 33 x 120 x 3,2h SX/DX	1	-	7	PALLET	80 x 120
8,8 mm					
BATTISCOPA 6,5 x 120	6	-	11,40	PALLET	80 x 120
GRADINO COSTA RETTA 33 x 120 x 3,2h	2	-	22	PALLET	80 x 120
GRADINO COSTA RETTA 33 x 120 x 3,2h SX/DX	1	-	11	PALLET	80 x 120



Cavalletto in legno
Wood A-Frame . Support en bois . Holzgestell



Cassa
Crate . Caisse . Kiste



Pallet speciale con sponde
Special pallet with sides . Palette spéciale avec bords.
Spezial-Palette mit Wandungen.



Epal