



**LA  
FABBRICA  
AVA**  
EXTRAORDINARY TILES

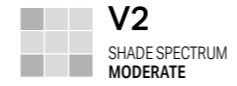


**COPACABANA  
DUKE**

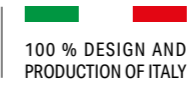
# COPACABANA DUKE

MARMO E PIETRA





ANSI A - 326.3: 2021  
WET DYNAMIC COEFFICIENT OF FRICTION | *naturale*  
ISO 13006 - G - Bla\_E ≤ 0,5% - UNI EN 14411 - UGL



COPACABANA  
DUKE  
MARMO E PIETRA


**6 mm** Lastre in gres porcellanato pressate a secco.  
Dry-pressed porcelain stoneware slabs. Dalles en grès cérame pressées à sec. Trockengepresste Platten aus Feinsteinzeug.




**160x320**  
63"x126"  
Nat Ret  
Lap Ret



**80x160**  
31 1/2"x63"  
Nat Ret  
Lap Ret



**120x240**  
48"x96"  
Nat Ret  
Lap Ret



**120x120**  
48"x48"  
Nat Ret  
Lap Ret

modular system

modular system

DECORO . DECOR



**Mosaico 30x30**  
12"x12"  
Nat Ret  
Lap Ret

**8,8 mm** Gres porcellanato.  
Porcelain tiles. Grès cérame. Feinsteinzeug.



**60x120**  
24"x48"  
Nat Ret  
Lap Ret

Sviluppo grafico per formato  
Pattern by size  
Développement graphique par format  
Grafischer Entwurf für Format



160x320  
6 mm

7

80x160  
6 mm

28

120x240  
6 mm

11

120x120  
6 mm

22

60x120  
8,8 mm

28



# SVILUPPO GRAFICO

Pattern by size. Développement graphique par format. Grafischer Entwurf für Format.

160x320 6 mm



7 patterns

# COPACABANA DUKE

MARMO E PIETRA

6 mm								8,8 mm			
160x320 63"x126"		80x160 31 1/2"x63"		120x240 48"x96"		120x120 48"x48"		Mosaico 30x30 12"x12"		60x120 24"x48"	
Nat Ret	Lap Ret	Nat Ret	Lap Ret	Nat Ret	Lap Ret	Nat Ret	Lap Ret	Nat Ret	Lap Ret	Nat Ret	Lap Ret
081006	081005	081086	081085	081026	081025	081056	081055	081175	081176	081126	081125
Price code M173 M197		M141 M169		M153 M175		M141 M169		M193 M235		Price code M109 M125	

## PEZZI SPECIALI . Trims. Pièces speciale. Formstücke

6 mm									
Battiscopa Skirting		Gradino costa retta** Straight-edge stair**				Gradino costa retta SX - DX** Straight-edge step L-R corner**			
8x80		33x160		33x120		33x160		33x120	
Nat Ret	Lap Ret	Nat Ret	Lap Ret	Nat Ret	Lap Ret	Nat Ret	Lap Ret	Nat Ret	Lap Ret
081216	081215	081267	081265	081276	081275	081356 SX 081306 DX	081355 SX 081305 DX	081366 SX 081316 DX	081365 SX 081315 DX
Price code P029 P039		P303 P323		P243 P265		P319 P339		P273 P283	

8,8 mm					
Battiscopa Skirting		Gradino costa retta** Straight-edge stair**		Gradino costa retta SX - DX** Straight-edge step L-R corner**	
6,5x120		33x120		33x120	
Nat Ret	Lap Ret	Nat Ret	Lap Ret	Nat Ret	Lap Ret
081206	081205	081286	081285	081376 SX 081326 DX	081375 SX 081325 DX
Price code P040 P043		P207 P215		P231 P243	

\*\*A disposizione solo su richiesta. Tempi di consegna: 30gg.  
Available upon request only. Delivery terms: 30 days.  
Disponible seulement sur requête. Délais de livraison: 30 jours.  
Verfügbar auf Anfrage. Lieferzeit: 30 Tage.

## IMBALLI Packings. Emballage. Verpackung.

	PCS/BOX	MQ/BOX	KG/BOX	PCS/PAL	BOX/PAL	MQ/PAL	KG/PAL	PACKING	PACKING SIZE	TARE (KG)
<b>6 mm</b>										
160 x 320	-	-	-	14	-	71,68	1.178	CASSA	345 x 175 x 37h	140
	-	-	-	44	-	225,28	3.472	CAVALLETTO LEGNO	330 x 75 x 193,5h	210
80 x 160	2	2,56	74,24	-	15	38,40	1.114	PALLET SPECIALE	168 x 97 x 40,9h	45
	-	-	-	20	-	57,60	934	CASSA	264 x 136 x 40h	100
120 x 240	-	-	-	44	-	126,72	1.993	CAVALLETTO LEGNO	250 x 75 x 153,5h	158
	2	2,88	41,70	-	24	69,12	1.057	PALLET SPECIALE	143 x 123 x 64,7h	45
120 x 120	-	-	-	88	-	126,72	1.993	CAVALLETTO LEGNO	250 x 75 x 153,5h	158
MOSAICO 30 x 30	9	0,81	11,90	-	60	48,60	714	EPAL	80 x 120	20
<b>8,8 mm</b>										
60 x 120 Nat	2	1,44	27,9	-	30	43,20	837	EPAL	80 x 120	20
60 x 120 Lap	2	1,44	27,9	-	30	43,20	837	EPAL	80 x 120	20

**Cavalletto in legno**  
Wood A-Frame. Support en bois.  
Holzgestell

**Cassa**  
Crate . Caisse . Kiste

**Pallet speciale con sponde**  
Special pallet with sides .  
Palette spéciale avec bords.  
Spezial-Palette mit Wandungen.

**EPAL**

PEZZI SPECIALI. TRIMS.	PCS/BOX	MQ/BOX	KG/BOX	PACKING	PACKING SIZE
<b>6 mm</b>					
BATTISCOPA 8 x 80	12	0,77	11,50	PALLET	80 x 120
GRADINO COSTA RETTA 33 x 160 x 3,2h *	1	-	9	PALLET SPECIALE	168 x 97 x 40,9h
GRADINO COSTA RETTA 33 x 160 x 3,2h SX/DX **	1	-	10	PALLET SPECIALE	168 x 97 x 40,9h
GRADINO COSTA RETTA 33 x 120 x 3,2h *	2	-	14	PALLET	80 x 120
GRADINO COSTA RETTA 33 x 120 x 3,2h SX/DX **	1	-	7	PALLET	80 x 120
<b>8,8 mm</b>					
BATTISCOPA 6,5 x 120	6	-	11,40	PALLET	80 x 120
GRADINO COSTA RETTA 33 x 120 x 3,2h **	2	-	22	PALLET	80 x 120
GRADINO COSTA RETTA 33 x 120 x 3,2h SX/DX **	1	-	11	PALLET	80 x 120