

KORIUM



Tonino Lamborghini

LUXURY SURFACES



Tonino Lamborghini



Civilization of Beauty

100% DESIGN
AND PRODUCTION
OF ITALY





Tonino Lamborghini

LUXURY SURFACES

"Nel 1981 fondai l'azienda Tonino Lamborghini Style and Accessories. In quel periodo stavo coadiuvando mio padre nelle aziende di famiglia, ma sentivo il bisogno di fare qualcosa di esclusivamente mio, diverso dal mondo dei motori.

Da sempre ero appassionato di moda e accessori e per il design presi ispirazione dal mio background ingegneristico. Sono sempre stato attratto dai prodotti legati a un concetto meccanico, pertanto non per un caso il mio primo accessorio Tonino Lamborghini fu un orologio.

E ancora oggi in ogni mio prodotto non deve mancare un dettaglio in qualche modo correlato all'heritage meccanico e ingegneristico della mia famiglia. Spirito senza compromessi, design e italianità, uniti al leggendario retaggio di un mito senza tempo: questi i valori che caratterizzano il mio marchio. La mission dell'azienda Tonino Lamborghini è chiara: esportare la passione e lo spirito della cultura italiana attraverso prodotti dal design unico e distintivo, ispirato al design industriale italiano e alla storia della famiglia Lamborghini".

"In 1981, I started up my new Tonino Lamborghini Style and Accessories company. At the time I was assisting my father in the family group, but I felt the need to do something exclusively of my own, different from the world of engines.

I have always been interested in design and accessories and I took inspiration from my engineering background. I've always loved products linked to mechanics, thus it was obvious for me that the first accessory I designed was a watch.

And even today in every product I create there must not be missing a detail somehow related to the mechanical and engineering heritage of my family. Uncompromising spirit, Italian ingenuity and design - together with the timeless legend of a brand recognized throughout the globe: these are the values that characterize my brand.

The mission of my company is clear: to spread the passion and spirit of Italy with unique and distinctive products, inspired by Italian industrial design and the Lamborghini family's story".

Tonino Lamborghini



Tonino Lamborghini



Civilization of Beauty

Tonino Lamborghini, lifestyle experience brand di accessori e progetti real estate di lusso, e il Gruppo Italcera, hub del design nella ceramica Made in Italy e nell'arredo bagno alto di gamma, hanno siglato un accordo per la nuova collezione di pavimenti e rivestimenti a marchio Tonino Lamborghini Luxury Surfaces.

"La partnership con Italcera rappresenta un'ulteriore conferma del nostro impegno ad esportare nel mondo la passione e lo spirito del lifestyle italiano sotto forma di progetti unici e distintivi che uniscono l'eccellenza del design e della manifattura italiana. Inoltre, il know how e la tecnologia produttiva di La Fabbrica arricchiranno a livello sia qualitativo che estetico il progetto Tonino Lamborghini HOME, che comprende già linee di arredo, rubinetteria, accessori per la casa e gli uffici per un total living di lusso fortemente ispirato al nostro family heritage."


Ferruccio Lamborghini
CEO e VP di Tonino Lamborghini SPA

Tonino Lamborghini, a luxury accessories and real estate projects lifestyle experience brand, and Italcera Group, a hub of Italian ceramic design and high-end bathroom furnishings, have signed an agreement for the new collection of floor and wall surfaces bearing the Tonino Lamborghini Luxury Surfaces trademark.


"The partnership with Italcera is a further confirmation of our commitment to exporting the passion and spirit of Italian lifestyle throughout the world, in the form of unique and distinctive projects that combine the excellence of Italian design and workmanship. Furthermore, the know-how and production technology of La Fabbrica will enrich in qualitative and aesthetic terms the Tonino Lamborghini HOME project, which already includes furnishing, faucets and accessory collections for the home and office, for a luxury total living experience that is strongly inspired by our family heritage."

Ferruccio Lamborghini
CEO and VP of Tonino Lamborghini SPA

KORIUM SERIES 6 mm Nat. Ret.




KORIUM COLOURFUL SERIES 6 mm Nat. Ret.




WALL FLOOR

KORIUM




KORIUM LOGO




WALL

KORIUM

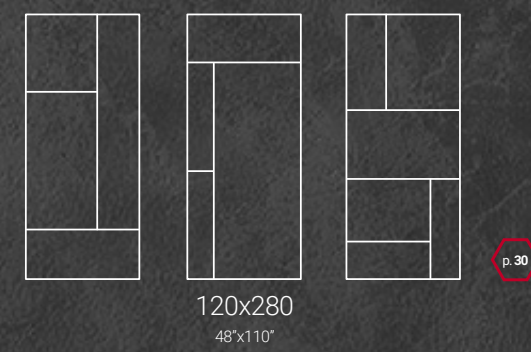


KORIUM LOGO




WALL

KORIUM SQUARE

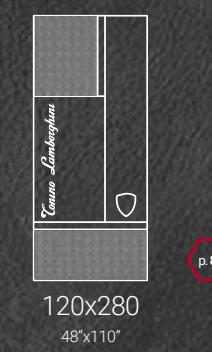


WALL

KORIUM DIAGONAL

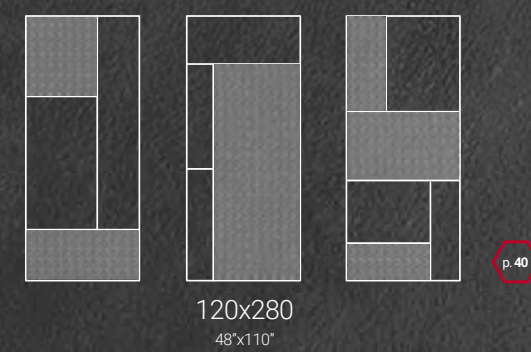


KORIUM SQUARE LOGO




WALL

KORIUM SQUARE SIGN



KORIUM SQUARE LOGO



INDICE
INDEX

KORIUM	10
KORIUM LOGO	20
KORIUM SQUARE	30
KORIUM SQUARE SIGN	40
KORIUM SQUARE LOGO	50
COLOURFUL SERIES	
KORIUM	62
KORIUM LOGO	70
KORIUM DIAGONAL	78
KORIUM SQUARE LOGO	86

KORIUM

NEW SERIES 2021



Tonino Lamborghini



Civilization of Beauty



WALL FLOOR

KORIUM


KORIUM, la serie "effetto-cuoio" ispirata alla collezione di accessori in pelle Tonino Lamborghini. Un prodotto di classe, che incanta per la sua capacità di superare con stile i limiti del rigore materico dettato dalla ceramica. **Un design avvolgente**, che eleva a un'eleganza assoluta gli ambienti dell'indoor.

KORIUM, the "leather-effect" series inspired by the Tonino Lamborghini leather goods collection. A high-class product that delights for its sublime ability to overcome with style the limits of ceramics material rigour. **The enfolding design** elevates the indoor space, creating an atmosphere of absolute elegance.

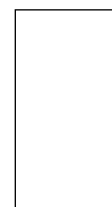
6 mm



120x280
48"x110"
Nat. Ret.




120x120
48"x48"
Nat. Ret.



60x120
24"x48"
Nat. Ret.



ANTHRACITE



SVILUPPO GRAFICO
PER FORMATO
Pattern by size

120x280 | 3 Patterns
48"x110"

120x120 | 6 Patterns
48"x48"

60x120 | 12 Patterns
24"x48"

GREY



SVILUPPO GRAFICO
PER FORMATO
Pattern by size

120x280 | 3 Patterns
48"x110"

120x120 | 6 Patterns
48"x48"

60x120 | 12 Patterns
24"x48"

WHITE



SVILUPPO GRAFICO
PER FORMATO
Pattern by size

120x280 | 3 Patterns
48"x110"

120x120 | 6 Patterns
48"x48"

60x120 | 12 Patterns
24"x48"



FLOOR
KORIUM GREY 120x280_48"x110"

BEIGE




SVILUPPO GRAFICO
PER FORMATO
Pattern by size

120x280 | 3 Patterns
48"x110"

120x120 | 6 Patterns
48"x48"

60x120 | 12 Patterns
24"x48"

BROWN



SVILUPPO GRAFICO
PER FORMATO
Pattern by size

120x280 | 3 Patterns
48"x110"

120x120 | 6 Patterns
48"x48"

60x120 | 12 Patterns
24"x48"

WALL
KORIUM ANTHRACITE ORANGE DIAGONAL 120x280_48"x110"

FLOOR
KORIUM GREY 120x280_48"x110"



WALL FLOOR

KORIUM LOGO

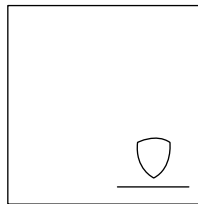
Un decoro semplice che attinge il suo concept dai fondi, ripropone sul margine superiore ed inferiore il marchio Tonino Lamborghini. LOGO, una delicata soluzione caratterizzante per chi desidera ornare gli spazi di un decoro dall'effetto elegante ma sobrio.

The top and bottom edges of the simple décor, which draws its concept from KORIMUM surface, are accented with the Tonino Lamborghini logo. LOGO is a delicate and distinctive solution for those who want to decorate their spaces with elegance and sobriety.

6 mm



120x280
48"x110"
Nat. Ret.



120x120
48"x48"
Nat. Ret.



ANTHRACITE LOGO

SVILUPPO GRAFICO
PER FORMATO
Pattern by size

120x280 | 1 Pattern
48"x110"

120x120 | 1 Pattern
48"x48"



GREY LOGO

SVILUPPO GRAFICO
PER FORMATO
Pattern by size

120x280 | 1 Pattern
48"x110"

120x120 | 1 Pattern
48"x48"



WHITE LOGO

SVILUPPO GRAFICO
PER FORMATO
Pattern by size

120x280 | 1 Pattern
48"x110"

120x120 | 1 Pattern
48"x48"



FLOOR
KORIUM ANTHRACITE LOGO 120x280_48"x110"
KORIUM ANTHRACITE 120x280_48"x110"

BEIGE LOGO

SVILUPPO GRAFICO
PER FORMATO
Pattern by size

120x280 | 1 Pattern
48"x110"

120x120 | 1 Pattern
48"x48"



BROWN LOGO

BROWN LOGO

SVILUPPO GRAFICO
PER FORMATO
Pattern by size

120x280 | 1 Pattern
48"x110"

120x120 | 1 Pattern
48"x48"





FLOOR
KORIUM ANTHRACITE LOGO 120x280_48"x110"
KORIUM ANTHRACITE 120x280_48"x110"

WALL

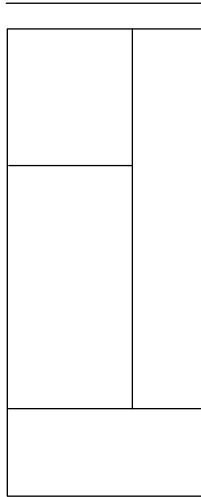
KORIUM SQUARE

La pelle, da sempre sinonimo di **eleganza e raffinatezza**, è un materiale molto duttile. Il suo **effetto artigianale**, le cuciture al tatto in rilievo e i due effetti di superficie **matt e semi-matt** tipici della pelle, conferiscono a **SQUARE**, il primo decoro della serie, un effetto di artigiana ricerca che contraddistingue il **MADE IN ITALY**.

Synonymous of **elegance and refinement**, leather is a very ductile material.

Its **handcrafted feel**, the raised stitching and the two finishes of the leather, **matt and semi-matt**, gives **SQUARE**, the first variant of the series, the signature of **Italian craftsmanship excellence**.


6 mm



120x280
48"x110"
Nat. Ret.



ANTHRACITE SQUARE




SVILUPPO GRAFICO
PER FORMATO
Pattern by size

120x280
48"x110" | **3** Patterns



GREY SQUARE




SVILUPPO GRAFICO
PER FORMATO
Pattern by size

120x280
48"x110" | **3** Patterns




WHITE SQUARE




SVILUPPO GRAFICO
PER FORMATO
Pattern by size

120x280 | 3 Patterns
48"x110"




WALL
KORIUM WHITE SQUARE 120x280_48"x110"

BEIGE SQUARE




SVILUPPO GRAFICO
PER FORMATO
Pattern by size

120x280
48"x110" | **3** Patterns



BROWN SQUARE



SVILUPPO GRAFICO
PER FORMATO
Pattern by size

120x280
48"x110" | **3** Patterns



WALL
KORIUM WHITE SQUARE - KORIUM RED LOGO 120x280_48"x110"

FLOOR
KORIUM GREY 120x280_48"x110"




WALL

KORIUM SQUARE SIGN


Il gioco delle geometrie e la ricerca del dettaglio rendono esclusivo il decoro **SQUARE SIGN**. Riquadri di pelle cuciti e impreziositi dalla texture LT di Tonino Lamborghini, creano una sofisticata soluzione che esalta la raffinatezza della serie.

The geometries and attention to detail in the **SQUARE SIGN** design provide an exclusive touch. Stitched squares of leather, accented with Tonino Lamborghini's LT texture, create a sophisticated solution, bringing out the refined appeal of the series.


6 mm



120x280
48"x110"
Nat. Ret.



ANTHRACITE SQUARE SIGN




SVILUPPO GRAFICO
PER FORMATO
Pattern by size

120x280 | 3 Patterns
48"x110"



GREY SQUARE SIGN



SVILUPPO GRAFICO
PER FORMATO
Pattern by size

120x280 | 3 Patterns
48"x110"




WHITE SQUARE SIGN




SVILUPPO GRAFICO
PER FORMATO
Pattern by size

120x280
48"x110" | **3** Patterns




WALL
KORIUM ANTHRACITE SQUARE SIGN 120x280_48"x110"

BEIGE SQUARE SIGN




SVILUPPO GRAFICO
PER FORMATO
Pattern by size

120x280
48"x110" | **3** Patterns




BROWN SQUARE SIGN



SVILUPPO GRAFICO
PER FORMATO
Pattern by size

120x280
48"x110" | **3** Patterns






WALL
KORIUM ANTHRACITE SQUARE SIGN 120x280_48"x110"

FLOOR
KORIUM ANTHRACITE - KORIUM ANTHRACITE LOGO 120x280_48"x110"

6 mm



120x280
48"x110"
Nat. Ret.

WALL

KORIUM SQUARE LOGO

SQUARE SIGN assume un carattere più identitario con l'applicazione del marchio Tonino Lamborghini. Nasce **SQUARE LOGO**, arricchito da un ulteriore effetto di stampa, come **marchiato a fuoco**, del Toro Miura e del lettering del brand, per rivestire gli ambienti dello **stile di vita Tonino Lamborghini**.

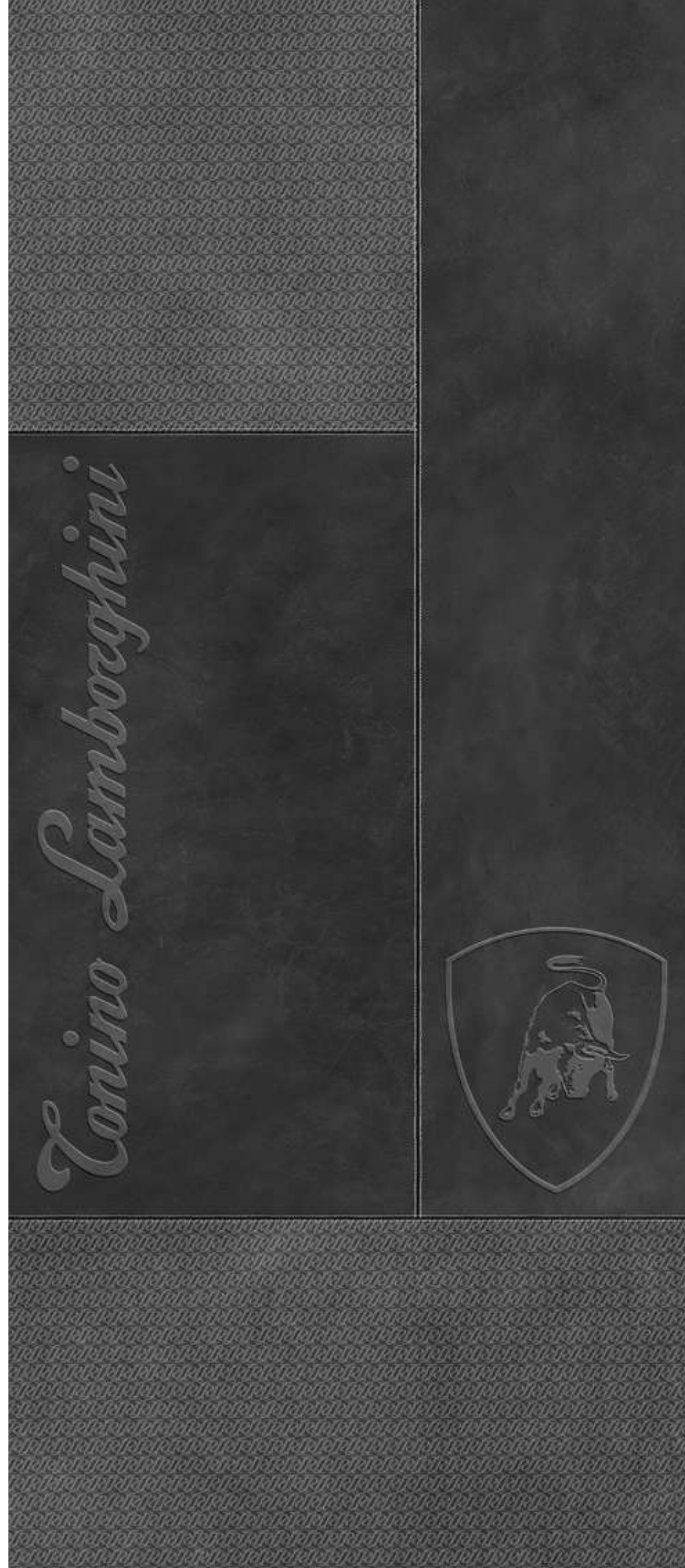
The Tonino Lamborghini signature adds identity and character to SQUARE SIGN. This is the creation of **SQUARE LOGO**, enriched with the Miura Raging Bull and the brand's lettering, to imbue the spaces with the style of Tonino Lamborghini.



ANTHRACITE
SQUARE
LOGO

SVILUPPO GRAFICO
PER FORMATO
Pattern by size


120x280 | 1 Pattern
48"x110"



GREY
SQUARE
LOGO

SVILUPPO GRAFICO
PER FORMATO
Pattern by size

120x280 | 1 Pattern
48"x110"



WHITE
SQUARE
LOGO

SVILUPPO GRAFICO
PER FORMATO
Pattern by size

120x280 | 1 Pattern
48"x110"




WALL
KORIUM WHITE SQUARE SIGN - KORIUM WHITE SQUARE LOGO 120x280_48"x110"
KORIUM WHITE YELLOW SQUARE LOGO 120x280_48"x110"

BEIGE
SQUARE
LOGO

SVILUPPO GRAFICO
PER FORMATO
Pattern by size

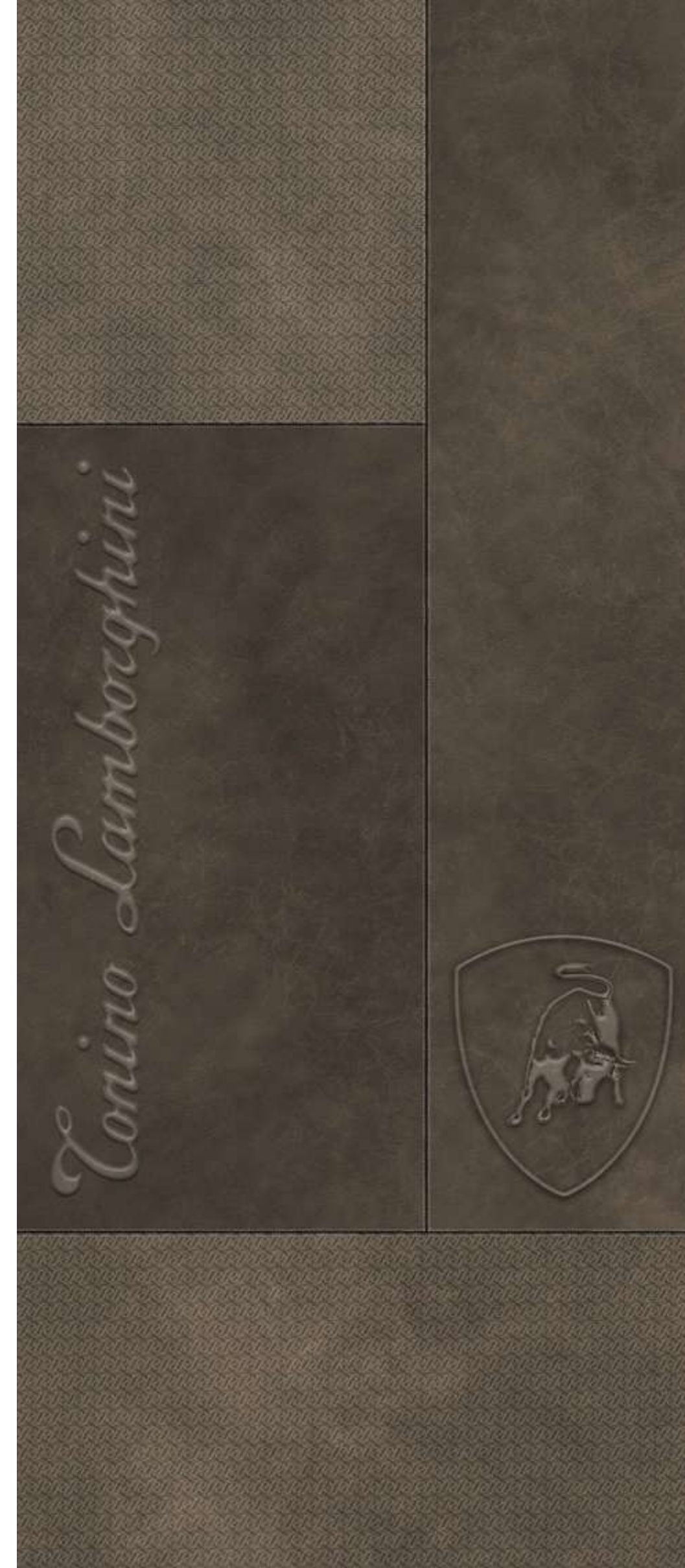
120x280 | 1 Pattern
48"x110"



BROWN
SQUARE
LOGO

SVILUPPO GRAFICO
PER FORMATO
Pattern by size

120x280 | 1 Pattern
48"x110"





WALL
KORIUM WHITE SQUARE SIGN 120x280_48"x110"
KORIUM WHITE YELLOW SQUARE LOGO 120x280_48"x110"

FLOOR
KORIUM WHITE 120x280_48"x110"



WALL
KORIUM BEIGE SQUARE SIGN 120x280_48"x110"
KORIUM BROWN SQUARE SIGN LOGO 120x280_48"x110"

FLOOR
KORIUM WHITE 120x280_48"x110"

6 mm



120x280
48"x110"
Nat. Ret.

WALL

KORIUM

COLOURFUL SERIES

VERSATILITÀ e CREATIVITÀ per rendere unica qualsiasi formula di progettazione.

La **COLOURFUL SERIES** offre una gamma di colori vivaci che rende la serie KORIAM adatta anche per la creazione di progetti da parte di professionisti.

L'intera collezione, che ben si adatta a possibili tagli personali sui formati della serie, trova massima libertà espressiva nella Colourful Series.

Spazio all'estro e all'immaginazione per creare giochi di colore ed effetti geometrici, per infinite possibilità di posa.

VERSATILITY and CREATIVITY to make any interior design project unique.

The **COLOURFUL SERIES** offers a range of bright colours that make KORIAM the perfect choice for professional projects.


The entire collection can be adapted to personal styles through different formats, thus in the Colourful Series this concept is brought to full creative expression.

Fantasy and imagination are given space to play with colour and geometric effects.

The layout pattern possibilities are endless.



BLUE
COLOURFUL SERIES




**SVILUPPO GRAFICO
PER FORMATO**
Pattern by size

120x280 | **3** Patterns
48"x110"




YELLOW
COLOURFUL SERIES




**SVILUPPO GRAFICO
PER FORMATO**
Pattern by size

120x280 | **3** Patterns
48"x110"



ORANGE

COLOURFUL SERIES



SVILUPPO GRAFICO
PER FORMATO

Pattern by size

120x280 | 3 Patterns
48"x110"



RED

COLOURFUL SERIES



SVILUPPO GRAFICO
PER FORMATO

Pattern by size

120x280 | 3 Patterns
48"x110"




WALL
KORIUM BLUE - KORIUM BLUE LOGO 120x280_48"x110"

FLOOR & WALL
KORIUM WHITE 120x280_48"x110"



6 mm



120x280
48"x110"
Nat. Ret.

WALL

KORIAM LOGO


COLOURFUL SERIES

Un decoro semplice che attinge il suo concept dai fondi, ripropone sul margine superiore ed inferiore il marchio Tonino Lamborghini.

LOGO, una delicata soluzione caratterizzante, riproposta anche nella COLOURFUL SERIES, per chi desidera ornare gli spazi di un decoro dall'effetto elegante ma sobrio.

The top and bottom edges of the simple décor, which draws its concept from KORIAM basic design, are accented with the Tonino Lamborghini logo.

LOGO is a variant also offered in the COLOURFUL SERIES, a delicate and distinctive solution for those who want to decorate their spaces with elegance and sobriety.



BLUE LOGO

COLOURFUL SERIES

SVILUPPO GRAFICO
PER FORMATO
Pattern by size

120x280 | **1** Pattern
48"x110"



YELLOW LOGO

COLOURFUL SERIES

SVILUPPO GRAFICO
PER FORMATO
Pattern by size

120x280 | **1** Pattern
48"x110"



ORANGE
LOGO
COLOURFUL SERIES

SVILUPPO GRAFICO
PER FORMATO
Pattern by size

120x280 | 1 Pattern
48"x110"



RED
LOGO
COLOURFUL SERIES

SVILUPPO GRAFICO
PER FORMATO
Pattern by size

120x280 | 1 Pattern
48"x110"





WALL
KORIUM BLUE LOGO - KORIUM ORANGE LOGO 120x280_48"x110"
KORIUM BLUE - KORIUM YELLOW - KORIUM RED 120x280_48"x110"

FLOOR
KORIUM GREY 120x280_48"x110"

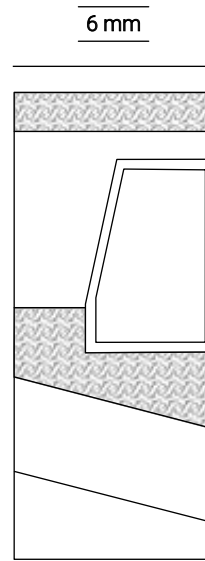
WALL

KORIUM DIAGONAL


COLOURFUL SERIES

Il più estroso della serie, il concept di **DIAGONAL** attinge al design degli arredi a marchio Tonino Lamborghini e al mondo dell'interior design del Toro. Un unico contenitore con molteplici soluzioni compositive, **un connubio tra rivestimento e arredamento per una continuità estetica di stile** con l'universo Tonino Lamborghini.


The most whimsical of the series, **DIAGONAL** is inspired by Tonino Lamborghini's signature furnishings and the shapes of its interior design world. It is a single container with multiple layout pattern solutions, **a fusion between wall coverings and furnishings to ensure aesthetic continuity** with the distinctive Tonino Lamborghini universe.



120x280
48"x110"
Nat. Ret.




BLUE DIAGONAL COLOURFUL SERIES




SVILUPPO GRAFICO
PER FORMATO
Pattern by size

120x280
48"x110" | 3 Patterns




YELLOW DIAGONAL COLOURFUL SERIES




SVILUPPO GRAFICO
PER FORMATO
Pattern by size

120x280
48"x110" | 3 Patterns




ORANGE DIAGONAL COLOURFUL SERIES




SVILUPPO GRAFICO
PER FORMATO
Pattern by size

120x280
48"x110" | **3** Patterns



RED DIAGONAL COLOURFUL SERIES



SVILUPPO GRAFICO
PER FORMATO
Pattern by size

120x280
48"x110" | **3** Patterns

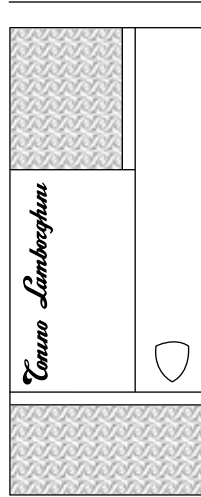




WALL
KORIUM ORANGE - KORIUM ORANGE LOGO 120x280_48"x110"
KORIUM ORANGE DIAGONAL 120x280_48"x110"

FLOOR
KORIUM GREY 120x280_48"x110"

6 mm




120x280
48"x110"
Nat. Ret.

WALL


KORIUM SQUARE LOGO COLOURFUL SERIES

SQUARE SIGN assume un carattere più identitario con l'applicazione del marchio Tonino Lamborghini. Nasce **SQUARE LOGO**, arricchito da un ulteriore effetto di stampa, come **marchiato a fuoco**, del **Toro Miura** e del **lettering del brand**, vivacizzato da **segmenti di cuoio colorato**, per rivestire gli ambienti dello stile di vita Tonino Lamborghini.

The Tonino Lamborghini signature adds identity and character to SQUARE SIGN. This is the creation of **SQUARE LOGO**, enriched with **the Miura Raging Bull** and **the brand's lettering** and the background enlivened with sections of **coloured leather**, to imbue the spaces with the style of Tonino Lamborghini.

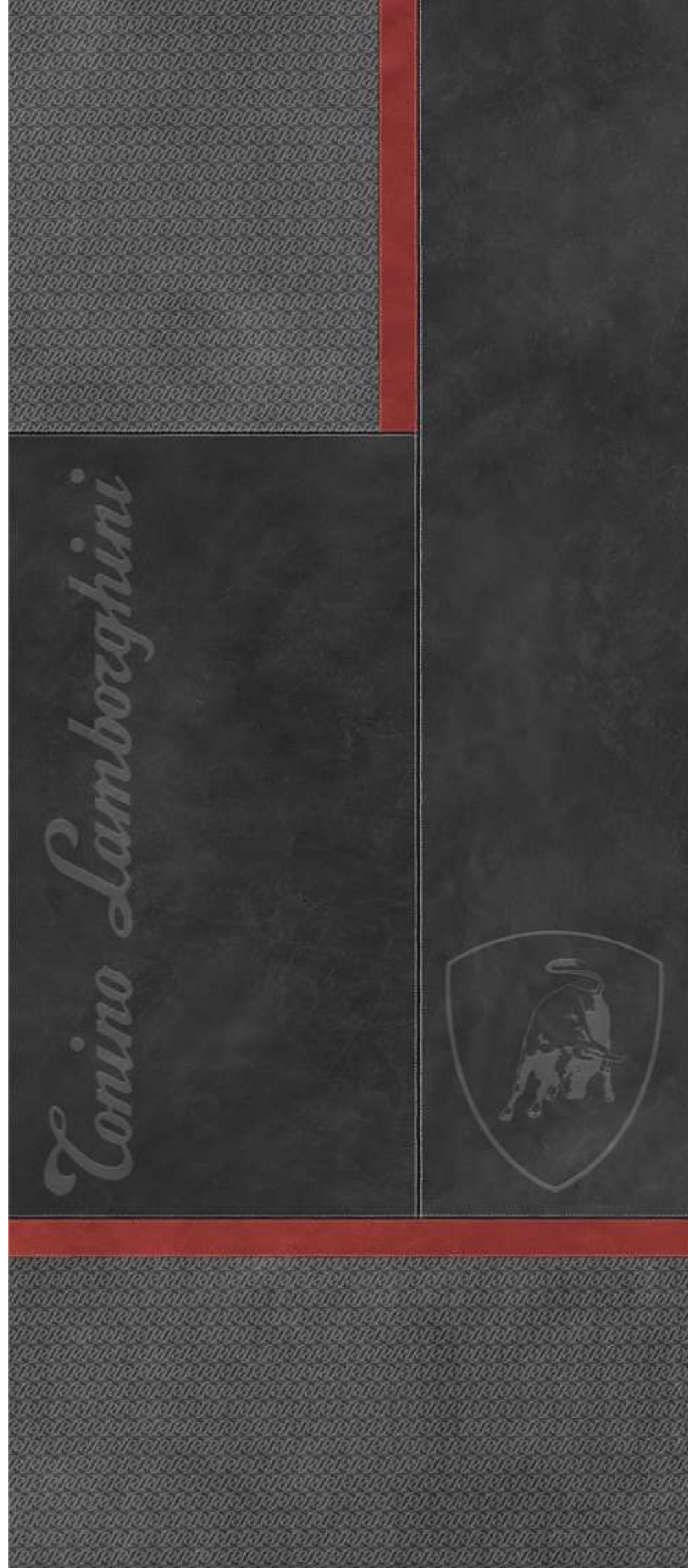


ANTHRACITE
SQUARE
LOGO
COLOURFUL SERIES




SVILUPPO GRAFICO
PER FORMATO
Pattern by size

120x280 | 1 Pattern
48"x110"




GREY
SQUARE
LOGO
COLOURFUL SERIES



SVILUPPO GRAFICO
PER FORMATO
Pattern by size

120x280 | 1 Pattern
48"x110"



WHITE
SQUARE
LOGO
COLOURFUL SERIES



SVILUPPO GRAFICO
PER FORMATO
Pattern by size

120x280
48"x110" | 1 Pattern



WALL
KORIUM ANTHRACITE YELLOW SQUARE LOGO - KORIUM ANTHRACITE SQUARE 120x280_48"x110"


FLOOR
KORIUM ANTHRACITE 120x280_48"x110"

BEIGE
SQUARE
LOGO
COLOURFUL SERIES




SVILUPPO GRAFICO
PER FORMATO
Pattern by size

120x280 | 1 Pattern
48"x110"

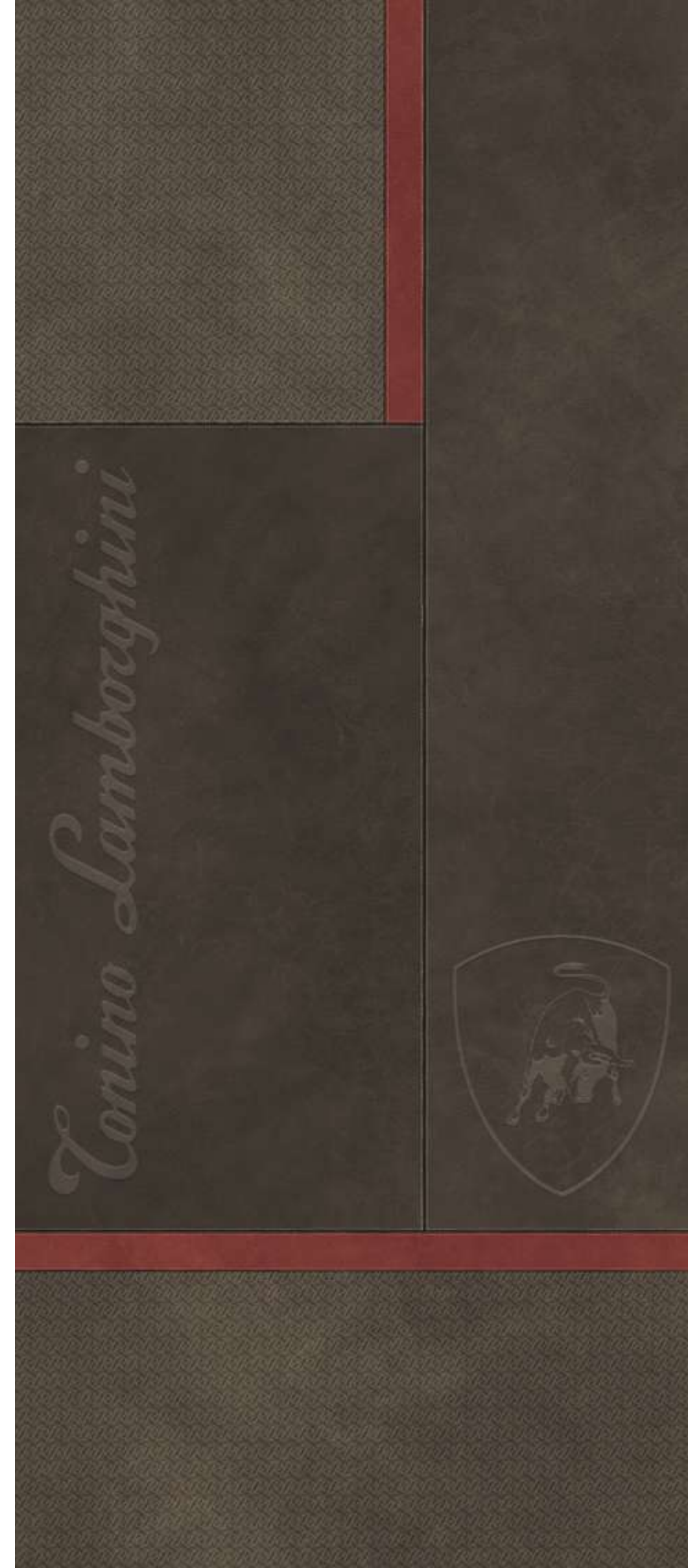


BROWN
SQUARE
LOGO
COLOURFUL SERIES



SVILUPPO GRAFICO
PER FORMATO
Pattern by size

120x280 | 1 Pattern
48"x110"



WALL
KORIUM ANTHRACITE SQUARE - KORIUM ANTHRACITE ORANGE SQUARE LOGO 120x280_48"x110"
KORIUM ANTHRACITE BLUE SQUARE LOGO - KORIUM ANTHRACITE RED SQUARE LOGO 120x280_48"x110"

FLOOR
KORIUM ANTHRACITE 120x280_48"x110"



LASTRE IN GRES PORCELLANATO PRESSATE A SECCO - DRY-PRESSED PORCELAIN STONEWARE SLABS
UNI EN 14411-ISO 13006 - APPENDICE G - GRUPPO BIa - UGL

ANSI A - 137.1: 2012
WET DYNAMIC COEFFICIENT OF FRICTION **DCOF ≥ 0,42**

WALL FLOOR

ANTHRACITE



167001
120x280 . 48"x110"
Nat. Ret.



167011
120x120 . 48"x48"
Nat. Ret.



167021
60x120 . 24"x48"
Nat. Ret.

modular system

WALL FLOOR

GREY



167002
120x280 . 48"x110"
Nat. Ret.



167012
120x120 . 48"x48"
Nat. Ret.




167022
60x120 . 24"x48"
Nat. Ret.

modular system

WALL


ANTHRACITE SQUARE



167401
120x280 . 48"x110"
Nat. Ret.



167402
120x280 . 48"x110"
Nat. Ret.



167403
120x280 . 48"x110"
Nat. Ret.

WALL FLOOR

ANTHRACITE LOGO



167501
120x280 . 48"x110"
Nat. Ret.




167511
120x120 . 48"x48"
Nat. Ret.

WALL

GREY SQUARE



167404
120x280 . 48"x110"
Nat. Ret.



167405
120x280 . 48"x110"
Nat. Ret.




167406
120x280 . 48"x110"
Nat. Ret.

WALL FLOOR

GREY LOGO



167502
120x280 . 48"x110"
Nat. Ret.



167512
120x120 . 48"x48"
Nat. Ret.

WALL

ANTHRACITE SQUARE SIGN



167421
120x280 . 48"x110"
Nat. Ret.



167422
120x280 . 48"x110"
Nat. Ret.



167423
120x280 . 48"x110"
Nat. Ret.

WALL

ANTHRACITE SQUARE LOGO



167410
120x280 . 48"x110"
Nat. Ret.

WALL

GREY SQUARE SIGN



167424
120x280 . 48"x110"
Nat. Ret.



167425
120x280 . 48"x110"
Nat. Ret.



167426
120x280 . 48"x110"
Nat. Ret.

WALL

GREY SQUARE LOGO



167420
120x280 . 48"x110"
Nat. Ret.

LASTRE IN GRES PORCELLANATO PRESSATE A SECCO - DRY-PRESSED PORCELAIN STONEWARE SLABS
UNI EN 14411-ISO 13006 - APPENDICE G - GRUPPO BIa - UGL


WALL FLOOR
WHITE



167003
120x280 . 48"x110"
Nat. Ret.



167013
120x120 . 48"x48"
Nat. Ret.
modular system



167023
60x120 . 24"x48"
Nat. Ret.


WALL FLOOR
BEIGE



167005
120x280 . 48"x110"
Nat. Ret.



167015
120x120 . 48"x48"
Nat. Ret.
modular system



167025
60x120 . 24"x48"
Nat. Ret.

WALL
WHITE SQUARE



167407
120x280 . 48"x110"
Nat. Ret.



167408
120x280 . 48"x110"
Nat. Ret.




167409
120x280 . 48"x110"
Nat. Ret.

WALL FLOOR
WHITE LOGO



167503
120x280 . 48"x110"
Nat. Ret.



167513
120x120 . 48"x48"
Nat. Ret.

WALL
BEIGE SQUARE



167415
120x280 . 48"x110"
Nat. Ret.



167416
120x280 . 48"x110"
Nat. Ret.



167417
120x280 . 48"x110"
Nat. Ret.

WALL FLOOR
BEIGE LOGO



167505
120x280 . 48"x110"
Nat. Ret.



167515
120x120 . 48"x48"
Nat. Ret.

WALL
WHITE SQUARE SIGN



167427
120x280 . 48"x110"
Nat. Ret.



167428
120x280 . 48"x110"
Nat. Ret.



167429
120x280 . 48"x110"
Nat. Ret.

WALL
WHITE SQUARE LOGO



167430
120x280 . 48"x110"
Nat. Ret.

WALL
BEIGE SQUARE SIGN



167434
120x280 . 48"x110"
Nat. Ret.



167435
120x280 . 48"x110"
Nat. Ret.



167436
120x280 . 48"x110"
Nat. Ret.

WALL
BEIGE SQUARE LOGO



167450
120x280 . 48"x110"
Nat. Ret.

LASTRE IN GRES PORCELLANATO PRESSATE A SECCO - DRY-PRESSED PORCELAIN STONEWARE SLABS
UNI EN 14411-ISO 13006 - APPENDICE G - GRUPPO BIa - UGL

ANSI A - 137.1:2012
WET DYNAMIC COEFFICIENT OF FRICTION **DCOF ≥ 0,42**

WALL FLOOR
BROWN



167004
120x280 . 48"x110"
Nat. Ret.

167014
120x120 . 48"x48"
Nat. Ret.

167024
60x120 . 24"x48"
Nat. Ret.

modular system

WALL
BROWN SQUARE



167411
120x280 . 48"x110"
Nat. Ret.

167412
120x280 . 48"x110"
Nat. Ret.

167413
120x280 . 48"x110"
Nat. Ret.


WALL FLOOR
BROWN LOGO



167504
120x280 . 48"x110"
Nat. Ret.

167514
120x120 . 48"x48"
Nat. Ret.

WALL
BROWN SQUARE SIGN



167431
120x280 . 48"x110"
Nat. Ret.

167432
120x280 . 48"x110"
Nat. Ret.

167433
120x280 . 48"x110"
Nat. Ret.

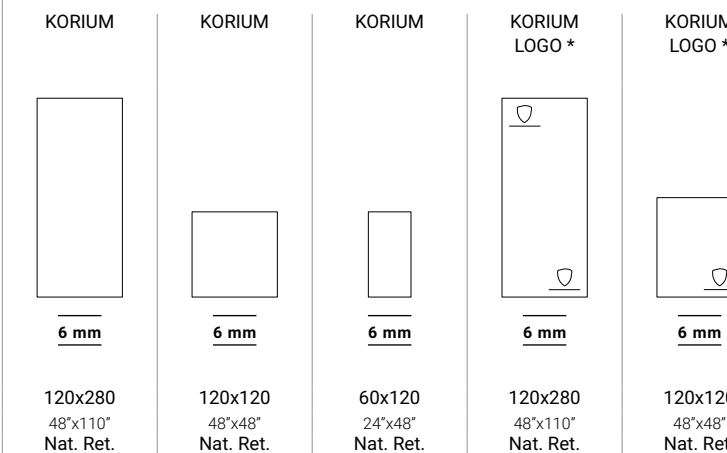
WALL
BROWN SQUARE LOGO



167440
120x280 . 48"x110"
Nat. Ret.

WALL FLOOR

modular system



KORIUUM
120x280 . 48"x110"
Nat. Ret.

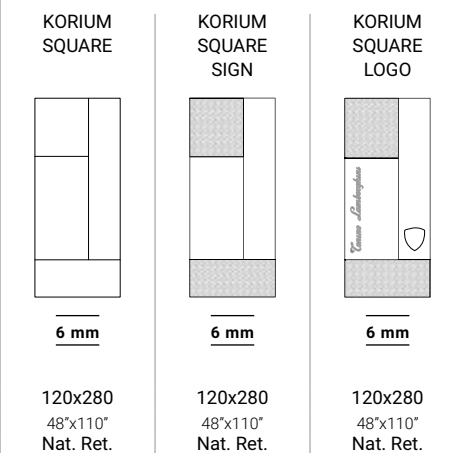
KORIUUM
120x120 . 48"x48"
Nat. Ret.

KORIUUM
60x120 . 24"x48"
Nat. Ret.

KORIUUM LOGO *
120x280 . 48"x110"
Nat. Ret.

KORIUUM LOGO *
120x120 . 48"x48"
Nat. Ret.

WALL



KORIUUM SQUARE
120x280 . 48"x110"
Nat. Ret.

KORIUUM SQUARE SIGN
120x280 . 48"x110"
Nat. Ret.

KORIUUM SQUARE LOGO
120x280 . 48"x110"
Nat. Ret.

ANTHRACITE		167001	167011	167021	167501	167511	A 167401 B 167402 C 167403	A 167421 B 167422 C 167423	167410
GREY		167002	167012	167022	167502	167512	A 167404 B 167405 C 167406	A 167424 B 167425 C 167426	167420
WHITE		167003	167013	167023	167503	167513	A 167407 B 167408 C 167409	A 167427 B 167428 C 167429	167430
BEIGE		167005	167015	167025	167505	167515	A 167415 B 167416 C 167417	A 167434 B 167435 C 167436	167450
BROWN		167004	167014	167024	167504	167514	A 167411 B 167412 C 167413	A 167431 B 167432 C 167433	167440

IMBALLO cm h. PACKING cm h.	33,8	193,5	64,7	75	33,8	193,5	64,7	153,5	33,8	33,8
TARA / TARE	108	210	-	20	108	210	-	158	108	108,00
N° x	20	44	-	-	20	44	-	88	20	20
m² x	3,36	3,36	-	-	3,36	3,36	-	1,44	3,36	3,36
Kg x	48,65	48,65	-	-	48,65	48,65	-	20,85	48,65	48,65
x	-	-	2	3	-	-	2	-	-	-
m² x	-	-	2,88	2,16	-	-	2,88	-	-	-
Kg x	-	-	41,7	31,32	-	-	41,7	-	-	-
x	-	-	24	30	-	-	24	-	-	-
m² x	67,2	147,84	69,12	64,8	67,2	147,84	69,12	126,72	67,2	67,2
Kg x	1.081	2.350	1.057	960	1.081	2.350	1.057	1.993	1.081	1.081

* Adatto ad un utilizzo con calpestio medio come ambienti residenziali
Exclusively suitable for a medium-walking use, such as a residential environment



LASTRE IN GRES PORCELLANATO PRESSATE A SECCO - DRY-PRESSED PORCELAIN STONEWARE SLABS
 UNI EN 14411-ISO 13006 - APPENDICE G - GRUPPO BIa - UGL

WALL
BLUE



167006
120x280 . 48"x110"
Nat. Ret.

WALL
BLUE LOGO



167506
120x280 . 48"x110"
Nat. Ret.

WALL
ANTHRACITE BLUE
DIAGONAL



167521
120x280 . 48"x110"
Nat. Ret.



167531
120x280 . 48"x110"
Nat. Ret.



167541
120x280 . 48"x110"
Nat. Ret.



WALL
YELLOW



167008
120x280 . 48"x110"
Nat. Ret.

WALL
YELLOW LOGO



167508
120x280 . 48"x110"
Nat. Ret.

WALL
ANTHRACITE YELLOW
DIAGONAL



167523
120x280 . 48"x110"
Nat. Ret.



167533
120x280 . 48"x110"
Nat. Ret.



167543
120x280 . 48"x110"
Nat. Ret.



WALL
ANTHRACITE BLUE
SQUARE LOGO



167551
120x280 . 48"x110"
Nat. Ret.

BROWN BLUE
SQUARE LOGO



167581
120x280 . 48"x110"
Nat. Ret.

GREY BLUE
SQUARE LOGO



167561
120x280 . 48"x110"
Nat. Ret.

BEIGE BLUE
SQUARE LOGO



167591
120x280 . 48"x110"
Nat. Ret.

WHITE BLUE
SQUARE LOGO



167571
120x280 . 48"x110"
Nat. Ret.

WALL
ANTHRACITE YELLOW
SQUARE LOGO



167553
120x280 . 48"x110"
Nat. Ret.

BROWN YELLOW
SQUARE LOGO



167583
120x280 . 48"x110"
Nat. Ret.

GREY YELLOW
SQUARE LOGO



167563
120x280 . 48"x110"
Nat. Ret.

BEIGE YELLOW
SQUARE LOGO



167593
120x280 . 48"x110"
Nat. Ret.

WHITE YELLOW
SQUARE LOGO



167573
120x280 . 48"x110"
Nat. Ret.

LASTRE IN GRES PORCELLANATO PRESSATE A SECCO - DRY-PRESSED PORCELAIN STONEWARE SLABS
 UNI EN 14411-ISO 13006 - APPENDICE G - GRUPPO BIa - UGL


WALL
ORANGE
ORANGE LOGO



167009
 120x280 . 48"x110"
 Nat. Ret.

167509
 120x280 . 48"x110"
 Nat. Ret.

WALL
**ANTHRACITE ORANGE
 DIAGONAL**



167524
 120x280 . 48"x110"
 Nat. Ret.

167534
 120x280 . 48"x110"
 Nat. Ret.

167544
 120x280 . 48"x110"
 Nat. Ret.

WALL
ANTHRACITE ORANGE SQUARE LOGO
BROWN ORANGE SQUARE LOGO
GREY ORANGE SQUARE LOGO
BEIGE ORANGE SQUARE LOGO
WHITE ORANGE SQUARE LOGO



167554
 120x280 . 48"x110"
 Nat. Ret.

167584
 120x280 . 48"x110"
 Nat. Ret.

167564
 120x280 . 48"x110"
 Nat. Ret.

167594
 120x280 . 48"x110"
 Nat. Ret.

167574
 120x280 . 48"x110"
 Nat. Ret.




WALL
RED
RED LOGO



167007
 120x280 . 48"x110"
 Nat. Ret.

167507
 120x280 . 48"x110"
 Nat. Ret.

WALL
**ANTHRACITE RED
 DIAGONAL**




167522
 120x280 . 48"x110"
 Nat. Ret.

167532
 120x280 . 48"x110"
 Nat. Ret.

167542
 120x280 . 48"x110"
 Nat. Ret.

WALL
ANTHRACITE RED SQUARE LOGO
BROWN RED SQUARE LOGO
GREY RED SQUARE LOGO
BEIGE RED SQUARE LOGO
WHITE RED SQUARE LOGO



167552
 120x280 . 48"x110"
 Nat. Ret.

167582
 120x280 . 48"x110"
 Nat. Ret.

167562
 120x280 . 48"x110"
 Nat. Ret.

167592
 120x280 . 48"x110"
 Nat. Ret.

167572
 120x280 . 48"x110"
 Nat. Ret.



KORIUM COLOURFUL SERIES 6 mm

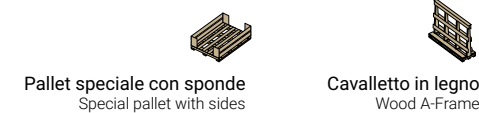


LASTRE IN GRES PORCELLANATO PRESSATE A SECCO - DRY-PRESSED PORCELAIN STONEWARE SLABS
UNI EN 14411-ISO 13006 - APPENDICE G - GRUPPO B1a - UGL

ANSI A - 137.1:2012
WET DYNAMIC COEFFICIENT OF FRICTION **DCOF ≥ 0,42**

		WALL							
		KORIUM	KORIUM LOGO	KORIUM DIAGONAL	KORIUM SQUARE LOGO ANTHRACITE	KORIUM SQUARE LOGO GREY	KORIUM SQUARE LOGO WHITE	KORIUM SQUARE LOGO BEIGE	KORIUM SQUARE LOGO BROWN
		6 mm	6 mm	6 mm	6 mm	6 mm	6 mm	6 mm	6 mm
		120x280 48"x110" Nat. Ret.	120x280 48"x110" Nat. Ret.	120x280 48"x110" Nat. Ret.	120x280 48"x110" Nat. Ret.	120x280 48"x110" Nat. Ret.	120x280 48"x110" Nat. Ret.	120x280 48"x110" Nat. Ret.	120x280 48"x110" Nat. Ret.
BLUE	167006	167506	A 167521	167551	167561	167571	167591	167581	
			B 167531						
			C 167541						
YELLOW	167008	167508	A 167523	167553	167563	167573	167593	167583	
			B 167533						
			C 167543						
ORANGE	167009	167509	A 167524	167554	167564	167574	167594	167584	
			B 167534						
			C 167544						
RED	167007	167507	A 167522	167552	167562	167572	167592	167582	
			B 167532						
			C 167542						

	302x136	330x175
IMBALLO cm h. / PACKING cm h.	33,8	193,5
TARA / TARE	108	210
N° x	20	44
m² x	3,36	3,36
Kg x	48,65	48,65
x	-	-
m² x	-	-
Kg x	-	-
x	-	-
m² x	67,2	147,84
Kg x	1.081	2.350



CARATTERISTICHE TECNICHE TECHNICAL FEATURES

LASTRE IN GRES PORCELLANATO PRESSATE A SECCO - DRY-PRESSED PORCELAIN STONEWARE SLABS
CLASSIFICAZIONE SECONDO UNI EN 14411-ISO 13006 - G - B1a (E ≤ 0,5%) UGL . PRODUCT IN COMPLIANCE WITH UNI EN 14411-ISO 13006 - G - B1a (E ≤ 0,5%) UGL

	Caratteristica Specification	Metodo di prova Test methods	Valore prescritto Fixed value	
	Caratteristiche dimensionali Dimensional characteristics	ISO 10545-2	Metodo previsto Defined method	Conforme Compliant
	Assorbimento d'acqua Water absorption	ISO 10545-3	≤ 0,5 %	Conforme Compliant
	Resistenza alla flessione Breaking modulus	ISO 10545-4	≥ 35 N/mm²	Conforme Compliant
	Sforzo di rottura Modulus of rupture		< 7,5 mm = ≥ 700 N	Conforme Compliant
	Resistenza alla abrasione profonda ANTHRACITE abrasion resistance	ISO 10545-6	≤ 175 mm³	Conforme Compliant
	Coefficiente di dilatazione termica lineare Thermal expansion coefficient	ISO 10545-8	Metodo disponibile Available on request	≤ 7x10 ⁻⁶ °C ⁻¹
	Resistenza agli sbalzi termici Thermal shock resistance	ISO 10545-9	Metodo disponibile Available on request	Resistenti Resistant
	Resistenza al gelo Frost resistance	ISO 10545-12	Richiesta Always tested	Resistenti Resistant
	Resistenza ai prodotti chimici Chemical resistance	ISO 10545-13	min. UB	Resistenti Resistant
	Prodotti chimici ad uso domestico ed additivi per piscina Household chemicals and swimming pool water cleansers			
	Acidi ed alcali a bassa concentrazione Acids and low concentration alkalis			
	Resistenza alle macchie Stain resistance	ISO 10545-14	Metodo disponibile Available on request	Resistenti Resistant
	Stabilità dei colori alla luce Colour stability to light	DIN 51094	Metodo disponibile Available on request	Conforme Compliant
	Coefficiente di attrito (scivolosità) Friction coefficient (slipperiness)	ANSI A 137.1:2012	≥ 0,42	≥ 0,42 Superficie naturale Natural surface

INFORMAZIONI GENERALI PER LE LASTRE DA RIVESTIMENTO | WALL

DESTINAZIONE D'USO

Lastre decorate con innovative tecniche artigianali destinate esclusivamente al rivestimento di pareti interne.

INDICAZIONI GENERALI

KORIUM è una selezione di pattern realizzati su lastre di gres porcellanato rettificato spessore nominale 6 mm.

Eventuali piccole imperfezioni sono da considerarsi una caratteristica propria del prodotto dovuta al processo produttivo.

Questa innovativa tecnica decorativa migliora la definizione e la profondità dei colori, rendendo la resistenza superficiale all'abrasione meno performante rispetto al gres porcellanato tradizionale.

Per questo motivo è necessario attenersi alle istruzioni riportate di seguito presenti anche su cataloghi e imballi. Ogni soggetto decorato è caratterizzato da una grafica che continua da pezzo a pezzo considerando 1 mm di fuga. Le lastre hanno una tolleranza come da norma di 0,4 decimi di mm per lato che sulla diagonale possono diventare 1,6 mm, quindi prima di passare alla fase di posa stendete i vari soggetti a terra per verificarne la continuità del decoro.

MOVIMENTAZIONE

Non utilizzare ventose. Evitare il contatto con materiali abrasivi e lo strofinamento con altre lastre o con il piano di lavoro. Non appoggiare sulla superficie utensili o altri materiale che potrebbero danneggiare il prodotto.

ISTRUZIONI PER IL TAGLIO

È essenziale lavorare su una superficie planare e pulita. Prestare la massima attenzione durante questa operazione per non danneggiare le lastre facendole urtare contro oggetti acuminati.

Il materiale può essere tagliato e forato utilizzando macchine e strumenti solitamente usati per tradizionale gres porcellanato; non utilizzare il flessibile per tagliare le lastre.

TAGLIO

Eventuali tagli devono essere eseguiti incidendo esclusivamente il retro della lastra. Verificare che il piano di appoggio sia perfettamente pulito e privo di ogni asperità che possa danneggiare il materiale.

Utilizzare eventualmente, a scopo protettivo, un foglio pulito in cartone.

FORI e SCASSI

Fori e scassi devono essere eseguiti incidendo la superficie della lastra sul retro.

POSA

NON USARE ASSOLUTAMENTE DEI DISTANZIATORI LIVELLANTI.

Le nostre lastre decorate presentano grafiche con prese, tali prese sono calibrate con 1 mm di fuga. Essendo materiale sottile, la parete deve essere dritta. Non partire mai raso terra ma lasciare 4 mm dal fondo mettendo in bolla il materiale e le grafiche.

Questo accorgimento può tornare utile nel caso serva per i vari incastri del disegno, poiché ci troviamo ad operare spesso su pavimenti non perfettamente planari.

STUCCATURA

Consigliamo l'uso di soli sigillanti cementizi extrafini e spatole in materiale plastico, avendo cura di pulire i residui prima dell'indurimento dello stucco con acqua e spugna non abrasiva, evitando di danneggiare la superficie della lastra.

Non utilizzare prodotti a base di silicone acetico per la sigillatura di infissi, docce o sanitari alla superficie ceramica; utilizzare in alternativa siliconi neutri proteggendo preventivamente la superficie della piastrella con scotch di carta. Prestare la massima cura attenzione e delicatezza nel rimuovere lo scotch di carta usato in prossimità dei bordi tagliati per proteggerli in fase di stuccatura (usare solo questo tipo di nastro adesivo). Alla fine della stuccatura e della pulizia rimuovere lo scotch.

PULIZIE QUOTIDIANE

Utilizzare detergenti neutri e/o acqua, pulendo con straccio in microfibra o spugna morbida. Prodotti acidi anticalcare possono essere utilizzati avendo cura di risciacquare rapidamente la superficie con acqua dopo l'applicazione. Non utilizzare solventi (alcol e simili) né spugne abrasive o elementi graffianti.

DESTINATION USE AND MAINTENANCE INSTRUCTIONS FOR WALL TILE SLABS | WALL

INTENDED USE

Design slabs with innovative production techniques, designed exclusively for interior wall coverings.

GENERAL INSTRUCTIONS

KORIUM is a selection of structured designs on 6 mm nominal thin rectified high-end porcelain stoneware.

Small imperfections are considered as a distinctive characteristic of the product due to the one of a kind production process. The innovative technique brings a unique definition and depth of colours and shapes, having though less surface abrasion resistance than traditional porcelain stoneware, therefore strictly follow the instructions given here below and also in our catalogues and packaging. Each decorated subject is characterized by a graphic that continues from piece to piece with a 1 mm joint. The slabs have a standard tolerance as per norm of 0.4 tenths of a mm per side that on the diagonal can become 1.6 mm, so before beginning the laying phase, spread precautionarily the various subjects on the ground to check the pattern's continuity.

HANDLING

Do not use suction cups. When handling avoid contact with abrasive material and rubbing against other slabs or worktops. Do not place tools or any other material on the slab's surface that could damage the product.

CUTTING INSTRUCTIONS

Working on a flat and clean surface is essential. Pay the utmost attention during this operation to avoid damaging the slabs having them hit against sharp objects. The material can be cut and drilled using machines and tools usually used for traditional porcelain stoneware; do not use an angle grinder to cut the slabs.

CUTTING

Cuts must be executed only on the back of the slab. The worktop must be perfectly clean from dirt and debris that may damage the product. If needed, as precautionary measure, use a clean cardboard to protect it.

DRILLING AND HOLES

Drillings and holes must be executed starting from an incision on the back of the slabs.

LAYING

NEVER USE LEVELLING SPACERS. Our decorated slabs feature graphics running from piece to piece through a 1 mm joint. As a very thin material, the wall must be straight.

Always start with the laying from the ground leaving 4 mm from the bottom, levelling the material and the graphics. This precaution can also be useful may you need to mate the graphics. This is a precaution as usually the floors are not perfectly flat.

GROUTING

We only recommend to use extra-fine cementitious sealants and plastic spatulas, taking care to clean any grout residues before hardening with water and non-abrasive sponge to avoid damaging the slabs' surface.

Do not use acetic silicone-based products for sealing window frames, showers or sanitaryware to the ceramic surface; as an alternative, use neutral silicones, protecting the tile surface beforehand with a paper masking tape.

Take the utmost care and delicacy when removing the paper masking tape used to protect the edges of the material during grouting (use only this type of adhesive tape) near the cut edges. Remove the paper scotch after grouting and cleaning.

DAILY MAINTENANCE

Use neutral detergents and/or water, and clean with a microfibre cloth or soft sponge. Acid based limescale products can be used, making sure to carefully rinse the surface with water straight after application. Do not use solvents (alcohol and the like) or abrasive sponges or scratchy elements.

KORIUM SERIES CATALOGUE
under licence of Tonino Lamborghini SpA

AD: Marketing La Fabbrica
Print: Officine Grafiche Staged s.r.l.
1st Edition - May 2021

Le cromie, le strutture e le grafiche delle piastrelle riprodotte nelle immagini del catalogo potrebbero non corrispondere fedelmente al prodotto industriale.

The colours, structures, and patterns of the tiles illustrated in the catalogue might not correspond exactly to the actual product.

La Fabbrica S.p.A. si riserva di apportare, senza alcun preavviso, le modifiche che riterrà più opportune al fine di migliorare il prodotto. Quanto riportato è da considerarsi indicativo e non esaustivo in riferimento ai colori e alle caratteristiche estetiche dei prodotti.

La Fabbrica S.p.A. reserves the right to make any changes it deems fit in order to improve the product, without prior notice. All images are provided for illustrative purposes only and other colours and aesthetic features are available.

Certificazioni di prodotto
Product certification. Certification de produit. Produkt Zertifizierungen.



Certificazione obbligatoria per l'esportazione in Cina.
Certification mandatory for export to China.
Für den Export nach China obligatorische Zertifizierung.





Tonino Lamborghini

su licenza di / under licence of

TONINO LAMBORGHINI SPA

www.lamborghini-tiles.com

www.lamborghini.it

info@lamborghini-tiles.com



Civilization of Beauty



La Fabbrica S.p.A.

Via Emilia Ponente, 2070

48014 Castel Bolognese (RA) Italy

Tel. +39 0546 - 659911 - Fax +39 0546 - 656223

www.lafabbrica.it - www.avaceramica.it

info@lafabbrica.it

A company part of

ITALCER



Tonino Lamborghini

LUXURY SURFACES



Civilization of Beauty

