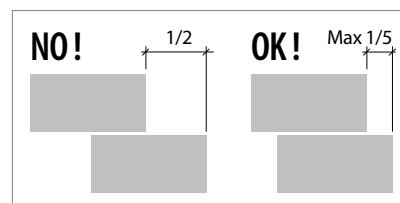


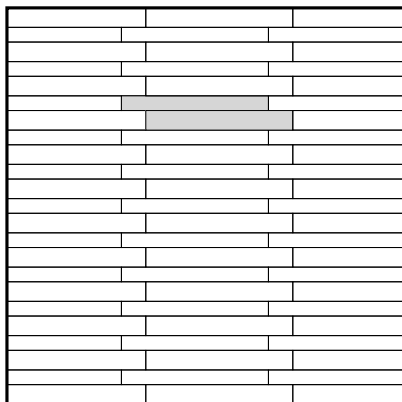
Schemi di posa

Laying sketch. Schémas de pose. Modulverlegungsbeispiele. Esquemas de colocación. Схемы укладки.

Si consiglia di mantenere una fuga di 2 mm per la posa in monoformato degli articoli rettificati. Si consiglia di mantenere una fuga di 3 mm per la posa in multiformato (da 2 formati e oltre) degli articoli rettificati. Si consiglia di mantenere una fuga di 4 mm per la posa degli articoli con bordi non rettificati.



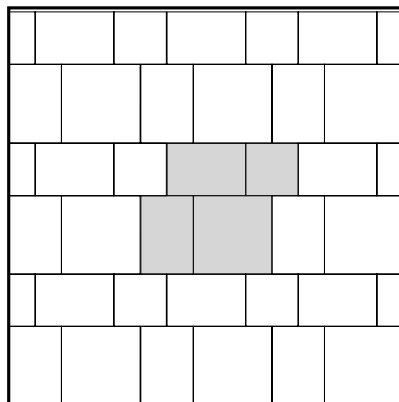
0112)



Formati:
12x96,2_42,9%
16x96,2_57,1%

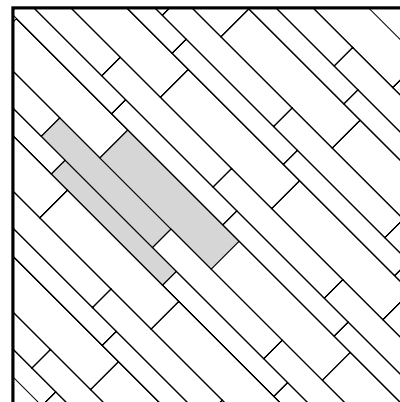
Formati:
16x96,2_40%
24x96,2_60%

0209)



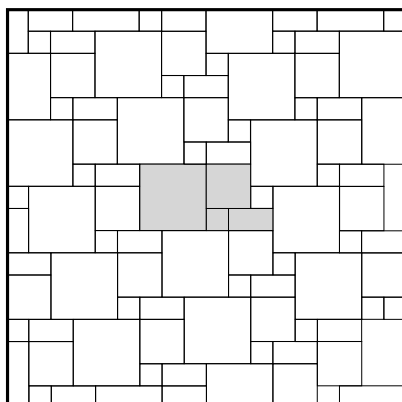
Formati:
30x45_48%
45x45_36%
30x30_16%

0309)



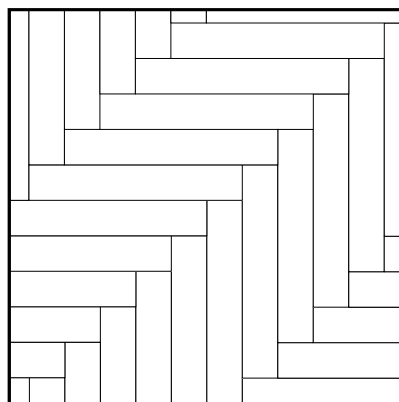
Formati:
24x96,2_46%
16x96,2_31%
12x96,2_23%

0812)



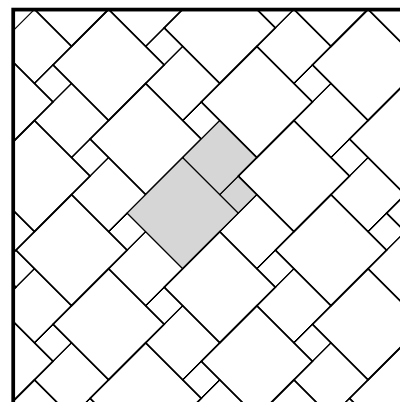
Formati:
45x45_56,3%
15x30_12,5%
15x15_6,2%
30x30_25%

0815)



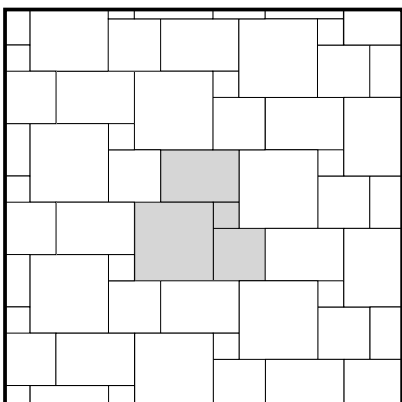
Formati:
20x120_100%

0909)



Formati:
15x15_7,2%
30x30_28,6%
45x45_64,2%

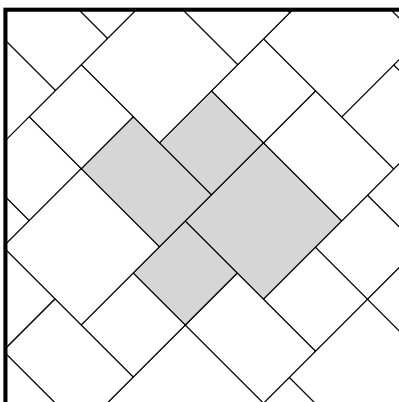
1409)



Formati:
15x15_5%
30x30_19,9%

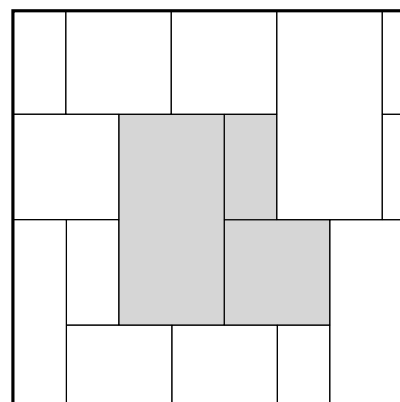
30x45_30%
45x45_45,1%

1515)



Formati:
45x45_39,1%
30x30_34,8%
30x45_26,1%

1717)



Formati:
120x60_57%
60x60_29%
60x30_14%

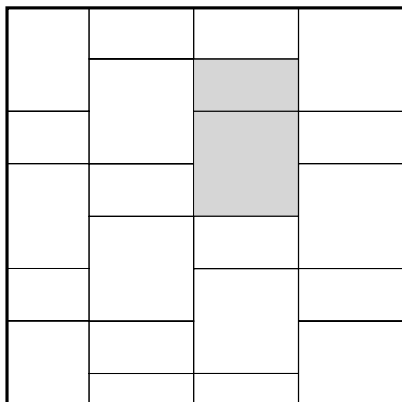
If you are laying same sized straightened-edged tiles, we recommend you keep a 2 mm joint. If you are laying different sized straightened-edged tiles (two or more sizes) together, we recommend you keep a 3 mm joint. In the case of non-straightened-edged tiles, we recommend you keep a 4 mm joint.

On conseille de préserver un joint de 2 mm pour la pose en mon format des articles rectifiés. On conseille de préserver un joint de 3 mm pour la pose en multiformat (de 2 formats et plus) des articles rectifiés. On conseille de préserver un joint de 4 mm pour la pose des articles présentant des bords non rectifiés.

Es wird geraten, eine Fuge von 2 mm bei der Verlegung der geschliffenen Artikel im Einzelformat einzuhalten. Es wird geraten, eine Fuge von 3 mm bei der Verlegung der geschliffenen Artikel als Multiformat (2 Formate und mehr) einzuhalten. Es wird geraten, eine Fuge von 4 mm bei der Verlegung der Artikel mit ungeschliffenen Rändern einzuhalten.

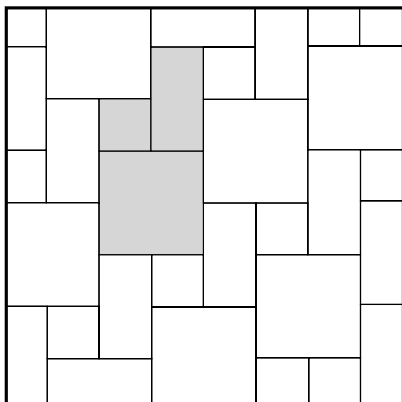
Рекомендуем оставлять межплиточный шов 2 мм при укладке обрезных изделий только одного формата. Рекомендуем оставлять межплиточный шов 3 мм при укладке обрезных изделий нескольких (2 или более) форматов. Рекомендуем оставлять межплиточный шов 4 мм при укладке изделий с необрезными кромками.

0409)



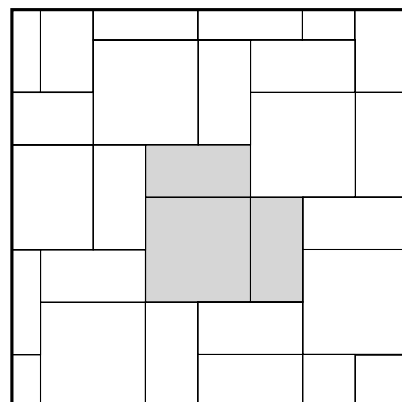
Formati:
60x60_66,7%
30x60_33,3%

0609)



Formati:
15x15_14,3%
15x30_28,6%
30x30_57,1%

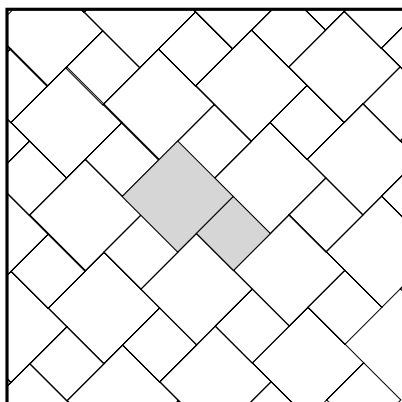
0709)



Formati:
60x60_50,0%
30x60_50,0%

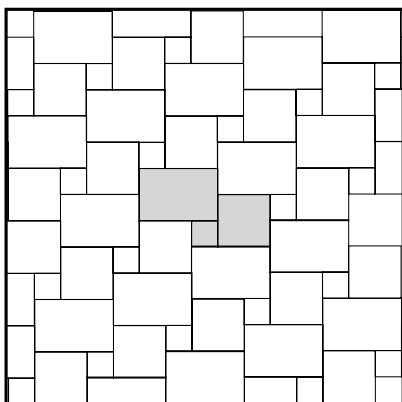
Formati:
30x30_50,0%
15x30_50,0%

1009)



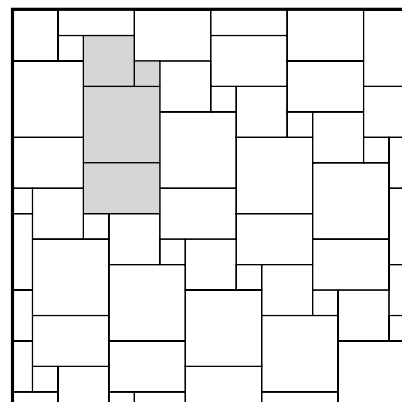
Formati:
45x45_69,2%
30x30_30,8%

1109)



Formati:
30x45_54,6%
30x30_36,4%
15x15_9%

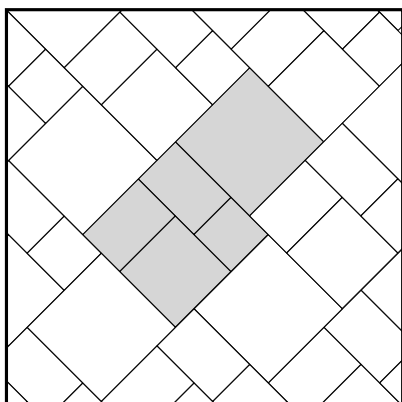
1209)



Formati:
15x15_5%
30x45_30%

Formati:
30x30_19,9%
45x45_45,1%

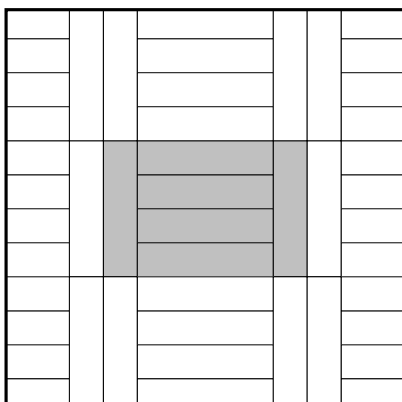
1815)



Formati:
60,5x60,5_39,4%
45x45_21,8%

Formati:
30x45_29,0%
30x30_9,8%

2018)



Formato:
30x120_100%